

Sample Name: Recharge Pain Relief Roll-On
 LIMS Sample ID: 190725M001
 Batch #: 19SM1032
 Sample Metric ID:
 Sample Type: Topical, Topical
 Batch Count:
 Sample Count:
 Unit Volume: 10 Milliliters per Unit
 Serving Mass:
 Density: 0.8933 g/mL

Date Collected: 07/25/2019
 Date Received: 07/25/2019
 Tested for: Star Manufacturing, LLC
 License #:
 Address:
 Produced by:
 License #:
 Address:

Overall result for batch 19SM1032: Pass

Moisture Test Results

	Results (%)
Moisture	NT

Cannabinoid Test Results

07/25/2019

Cannabinoid analysis utilizing High Performance Liquid Chromatography (HPLC, QSP 5-4-4-4)

	mg/mL	%	LOD / LOQ mg/mL
Δ9THC	ND	ND	0.0009 / 0.003
THCa	ND	ND	0.0009 / 0.003
CBD	108.789	12.1783	0.0009 / 0.003
CBDa	ND	ND	0.0009 / 0.003
CBN	ND	ND	0.0009 / 0.003
CBDV	0.368	0.0412	0.0004 / 0.001
CBDVa	ND	ND	0.0003 / 0.001
CBG	ND	ND	0.001 / 0.003
CBGa	ND	ND	0.0008 / 0.002
THCV	ND	ND	0.0004 / 0.001
Δ8THC	ND	ND	0.0009 / 0.003
CBC	ND	ND	0.0011 / 0.003
THCVa	ND	ND	0.0013 / 0.004
CBL	ND	ND	0.0021 / 0.006
CBCa	ND	ND	0.0015 / 0.005

Sum of Cannabinoids:	109.157	12.2195	1091.570 mg/Unit
Total THC (Δ9THC+0.877*THCa)	ND	ND	ND
Total CBD (CBD+0.877*CBDa)	108.789	12.1783	1087.890 mg/Unit

Δ9THC per Unit	Action Limit mg	Pass	ND
Δ9THC per Serving	1000.0		

Batch Photo



Water Activity Test Results

	Results (Aw)	Action Limit Aw
Water Activity	NT	

Terpene Test Results

Terpene analysis utilizing Gas Chromatography - Flame Ionization Detection (GC - FID)

	mg/g	%	LOD / LOQ mg/g
□ Bisabolol	NT		
□ Pinene	NT		
□ Carene	NT		
□ Borneol	NT		
□ Caryophyllene	NT		
□ Geraniol	NT		
□ Humulene	NT		
□ Terpinolene	NT		
□ Valencene	NT		
□ Menthol	NT		
□ Nerolidol	NT		
□ Camphene	NT		
□ Eucalyptol	NT		
□ Cedrene	NT		
□ Camphor	NT		
□ (-)-Isopulegol	NT		
□ Sabinene	NT		
□ Terpinene	NT		
□ Terpinene	NT		
□ Linalool	NT		
□ Limonene	NT		
□ Myrcene	NT		
□ Fenchol	NT		
□ Phellandrene	NT		
□ Caryophyllene Oxide	NT		
□ Terpineol	NT		
□ Pinene	NT		
□ R-(+)-Pulegone	NT		
□ Geranyl Acetate	NT		
□ Citronellol	NT		
□ p-Cymene	NT		
□ Ocimene	NT		
□ Guaiol	NT		
□ Phytol	NT		
□ Isoborneol	NT		


Total Terpene Concentration: NT

Sample Certification

California Code of Regulations Title 16 Effect Date January 16, 2019
 Authority: Section 26013, Business and Professions Code.
 Reference: Sections 26100, 26104 and 26110, Business and Professions Code.



Scan to verify at sclabs.com
 Sample must be marked as public to be viewable


 Josh Wurzer, President
 Date: 07/26/2019
 CoA ID: 190725M001-001 - Page 1 of 3

Sample Name: Recharge Pain Relief Roll-On
 LIMS Sample ID: 190725M001
 Batch #: 19SM1032
 Sample Metric ID:
 Sample Type: Topical, Topical
 Batch Count:
 Sample Count:
 Unit Volume: 10 Milliliters per Unit
 Serving Mass:
 Density: 0.8933 g/mL

Date Collected: 07/25/2019
 Date Received: 07/25/2019
 Tested for: Star Manufacturing, LLC
 License #:
 Address:
 Produced by:
 License #:
 Address:

Overall result for batch 19SM1032: Pass

Pesticide Test Results - Pass

07/26/2019

Pesticide, Fungicide and plant growth regulator analysis utilizing HPLC-Mass Spectrometry and GC-Mass Spectrometry

	Results (µg/g)	Action Limit µg/g	LOD / LOQ µg/g
Abamectin	Pass ND	0.3	0.030 / 0.091
Acephate	Pass ND	5.0	0.013 / 0.039
Acequinocyl	Pass ND	4.0	0.010 / 0.031
Acetamiprid	Pass ND	5.0	0.013 / 0.038
Azoxystrobin	Pass ND	40.0	0.015 / 0.047
Bifenazate	Pass ND	5.0	0.012 / 0.035
Bifenthrin	Pass ND	0.5	0.013 / 0.038
Boscalid	Pass 0.048	10.0	0.008 / 0.023
Captan	Pass ND	5.0	0.099 / 0.300
Carbaryl	Pass ND	0.5	0.014 / 0.043
Chlorantraniliprole	Pass ND	40.0	0.020 / 0.061
Clofentezine	Pass ND	0.5	0.009 / 0.027
Cyfluthrin	Pass ND	1.0	0.099 / 0.299
Cypermethrin	Pass ND	1.0	0.030 / 0.091
Diazinon	Pass ND	0.2	0.009 / 0.027
Dimethomorph	Pass ND	20.0	0.018 / 0.055
Etoxazole	Pass ND	1.5	0.007 / 0.022
Fenhexamid	Pass ND	10.0	0.015 / 0.045
Fenpyroximate	Pass ND	2.0	0.012 / 0.036
Flonicamid	Pass ND	2.0	0.022 / 0.066
Fludioxonil	Pass ND	30.0	0.020 / 0.061
Hexythiazox	Pass ND	2.0	0.009 / 0.027
Imidacloprid	Pass ND	3.0	0.017 / 0.050
Kresoxim-methyl	Pass ND	1.0	0.010 / 0.029
Malathion	Pass ND	5.0	0.006 / 0.019
Metalaxyl	Pass ND	15.0	0.011 / 0.033
Methomyl	Pass ND	0.1	0.022 / 0.067
Myclobutanil	Pass ND	9.0	0.015 / 0.044
Naled	Pass ND	0.5	0.010 / 0.031
Oxamyl	Pass ND	0.2	0.014 / 0.042
Pentachloronitrobenzene	Pass ND	0.2	0.020 / 0.061
Permethrin	Pass ND	20.0	0.027 / 0.082
Phosmet	Pass ND	0.2	0.010 / 0.030
Piperonylbutoxide	Pass ND	8.0	0.007 / 0.020
Prallethrin	Pass ND	0.4	0.011 / 0.032
Propiconazole	Pass 0.026	20.0	0.004 / 0.013
Pyrethrins	Pass ND	1.0	0.012 / 0.036
Pyridaben	Pass ND	3.0	0.007 / 0.020
Spinetoram	Pass ND	3.0	0.006 / 0.017
Spinosad	Pass ND	3.0	0.010 / 0.031
Spiromesifen	Pass ND	12.0	0.005 / 0.015
Spirotetramat	Pass ND	13.0	0.014 / 0.042
Tebuconazole	Pass ND	2.0	0.006 / 0.018
Thiamethoxam	Pass ND	4.5	0.011 / 0.033
Trifloxystrobin	Pass ND	30.0	0.007 / 0.020

Mycotoxin Test Results

Mycotoxin analysis utilizing HPLC-Mass Spectrometry

	Results (µg/kg)	Action Limit µg/kg	LOD / LOQ µg/kg
Aflatoxin B1, B2, G1, G2	NT		
Ochratoxin A	NT		

Pesticide Test Results - Pass

07/26/2019

Pesticide, Fungicide and plant growth regulator analysis utilizing HPLC-Mass Spectrometry and GC-Mass Spectrometry

	Results (µg/g)	Action Limit µg/g	LOD / LOQ µg/g
Aldicarb	Pass ND	ND	0.030 / 0.091
Carbofuran	Pass ND	ND	0.029 / 0.089
Chlordane	Pass ND	ND	0.032 / 0.097
Chlorfenapyr	Pass ND	ND	0.030 / 0.090
Chlorpyrifos	Pass ND	ND	0.029 / 0.089
Coumaphos	Pass ND	ND	0.029 / 0.089
Daminozide	Pass ND	ND	0.030 / 0.091
DDVP (Dichlorvos)	Pass ND	ND	0.029 / 0.089
Dimethoate	Pass ND	ND	0.029 / 0.089
Ethoprop(hos)	Pass ND	ND	0.029 / 0.089
Etofenprox	Pass ND	ND	0.029 / 0.089
Fenoxycarb	Pass ND	ND	0.029 / 0.089
Fipronil	Pass ND	ND	0.029 / 0.089
Imazalil	Pass ND	ND	0.029 / 0.089
Methiocarb	Pass ND	ND	0.029 / 0.089
Methyl parathion	Pass ND	ND	0.029 / 0.089
Mevinphos	Pass ND	ND	0.029 / 0.089
Paclobutrazol	Pass ND	ND	0.029 / 0.089
Propoxur	Pass ND	ND	0.029 / 0.089
Spiroxamine	Pass ND	ND	0.029 / 0.089
Thiacloprid	Pass ND	ND	0.029 / 0.089

Heavy Metal Test Results - Pass

07/25/2019

Heavy metal analysis utilizing Inductively Coupled Plasma Mass Spectrometry (ICP-MS)


	Results (µg/g)	Action Limit µg/g	LOD / LOQ µg/g
Cadmium	Pass ND	0.5	0.012 / 0.035
Lead	Pass ND	0.5	0.031 / 0.095
Arsenic	Pass ND	1.5	0.013 / 0.039
Mercury	Pass ND	3.0	0.002 / 0.005

Sample Certification

California Code of Regulations Title 16 Effect Date January 16, 2019
 Authority: Section 26013, Business and Professions Code.
 Reference: Sections 26100, 26104 and 26110, Business and Professions Code.



Scan to verify at sclabs.com
 Sample must be marked as public to be viewable


 Josh Wurzer, President
 Date: 07/26/2019
 CoA ID: 190725M001-001 - Page 2 of 3

Sample Name: Recharge Pain Relief Roll-On
 LIMS Sample ID: 190725M001
 Batch #: 19SM1032
 Sample Metric ID:
 Sample Type: Topical, Topical
 Batch Count:
 Sample Count:
 Unit Volume: 10 Milliliters per Unit
 Serving Mass:
 Density: 0.8933 g/mL

Date Collected: 07/25/2019
 Date Received: 07/25/2019
 Tested for: Star Manufacturing, LLC
 License #:
 Address:
 Produced by:
 License #:
 Address:

Overall result for batch 19SM1032: Pass

Residual Solvent Test Results

Residual Solvent analysis utilizing Gas Chromatography - Mass Spectrometry (GC - MS)

	Results (µg/g)	Action Limit µg/g	LOD / LOQ µg/g
1,2-Dichloroethane	NT		
Benzene	NT		
Chloroform	NT		
Ethylene Oxide	NT		
Methylene chloride	NT		
Trichloroethylene	NT		
Acetone	NT		
Acetonitrile	NT		
Butane	NT		
Ethanol	NT		
Ethyl acetate	NT		
Ethyl ether	NT		
Heptane	NT		
Hexane	NT		
Isopropyl Alcohol	NT		
Methanol	NT		
Pentane	NT		
Propane	NT		
Toluene	NT		
Total Xylenes	NT		

Note

Microbiological Test Results - Pass

07/26/2019

PCR and fluorescence detection of microbiological impurities

	Results	Action Limit
Shiga toxin-producing Escherichia coli	Pass	ND
Salmonella spp.	Pass	ND
Aspergillus fumigatus	NT	
Aspergillus flavus	NT	
Aspergillus niger	NT	
Aspergillus terreus	NT	

Foreign Material Test Results


NT

Sample Certification

California Code of Regulations Title 16 Effect Date January 16, 2019
 Authority: Section 26013, Business and Professions Code.
 Reference: Sections 26100, 26104 and 26110, Business and Professions Code.



Scan to verify at sclabs.com
 Sample must be marked as public to be viewable


 Josh Wurzer, President
 Date: 07/26/2019
 CoA ID: 190725M001-001 - Page 3 of 3