

HEMP LABORATORY TEST CERTIFICATE OF ANALYSIS



Hemp Analysis - Summary

Tested by high-performance liquid chromatography with ultraviolet detection (HPLC-UV).

TOTAL THC¹

PASSED² Not Detected

CANNABINOID PROFILE

46.2% Total CBD¹

48.0% Total Cannabinoids³

Terpenes See page 2



Scan to verify
at sclabs.com

- 1) Total THC/CBD is calculated using the following formulas to take into account the loss of a carboxyl group during decarboxylation step: Total THC = $\Delta^9\text{THC} + (\text{THCa} \times 0.877)$ and Total CBD = $\text{CBD} + (\text{CBDa} \times 0.877)$.
- 2) As defined by the 2018 Farm Bill, hemp must contain no more than 0.3% Total THC, defined as the concentration of delta-9 tetrahydrocannabinol ($\Delta^9\text{-THC}$) post-decarboxylation - see formula above.
- 3) Total Cannabinoids result reflects the absolute sum of all cannabinoids detected.

Additional Testing

Pass/Fail defined at action limits set by California Code of Regulations Title 16. Effective date: January 16, 2019. Authority: Section 26013, Business Professions Code. Reference: Sections 26100, 26104, and 26110, Business Professions Code.

Balance (pineapple express)

Tested for: Purlyf CBD

Address:


Batch #:


Sample ID: 190927V006

Date Collected: 09/27/2019

Date Received: 09/27/2019

Final Approval


Anna Brown, LQC Verified By
Date: 10/04/2019


Josh Wurzer, President
Date: 10/04/2019

These results relate only to the sample included on this report. This report shall not be reproduced except in full, without written approval of the laboratory. The uncertainty of measurement associated with the measurement result reported in this certificate is available from SC Laboratories upon request.



HEMP LABORATORY TEST CERTIFICATE OF ANALYSIS

SC Laboratories, LLC
100 Pioneer Street, Suite E
Santa Cruz, CA 95060
(866) 435-0709 | sclabs.com

Sample Name: Balance (pineapple express)
LIMS Sample ID: 190927V006
Batch #:
Sample Metric ID:
Sample Type: Concentrate, Product Inhalable
Batch Count:
Sample Count:
Unit Mass:
Serving Mass:
Density:

Date Collected: 09/27/2019
Date Received: 09/27/2019
Tested for: Purlyf CBD
License #:
Address:
Produced by:
License #:
Address:

Overall result for batch: Pass

Moisture Test Results

Moisture	Results (%)
	NT

Cannabinoid Test Results

10/02/2019

Cannabinoid analysis utilizing High Performance Liquid Chromatography (HPLC, QSP 5-4-4-4)

	mg/g	%	LOD / LOQ mg/g
Δ9THC	ND	ND	0.052 / 0.158
Δ8THC	ND	ND	0.053 / 0.162
THCa	ND	ND	0.052 / 0.156
THCV	ND	ND	0.023 / 0.069
THCVa	ND	ND	0.091 / 0.276
CBD	462.873	46.2873	0.052 / 0.158
CBDa	ND	ND	0.052 / 0.156
CBDV	2.228	0.2228	0.021 / 0.063
CBDVa	ND	ND	0.037 / 0.111
CBG	1.945	0.1945	0.030 / 0.092
CBGa	ND	ND	0.044 / 0.133
CBL	ND	ND	0.130 / 0.393
CBN	5.012	0.5012	0.052 / 0.157
CBC	7.962	0.7962	0.031 / 0.094
CBCa	ND	ND	0.129 / 0.392

Sum of Cannabinoids: 480.020 48.002
Total THC (Δ9THC+0.877*THCa) ND ND
Total CBD (CBD+0.877*CBDa) 462.873 46.2873

Δ9THC per Unit
Δ9THC per Serving

Batch Photo



Water Activity Test Results

Water Activity	Results (Aw)	Action Limit Aw
	NT	

Terpene Test Results

10/03/2019

Terpene analysis utilizing Gas Chromatography - Flame Ionization Detection (GC - FID)

	mg/g	%	LOD / LOQ mg/g
Pinene	0.862	0.0862	0.044 / 0.135
Camphene	1.43	0.143	0.053 / 0.16
Sabinene	2.099	0.2099	0.054 / 0.165
Pinene	ND	ND	0.054 / 0.162
Myrcene	ND	ND	0.054 / 0.164
Phellandrene	ND	ND	0.073 / 0.222
3 Carene	ND	ND	0.057 / 0.174
Terpinene	ND	ND	0.06 / 0.18
Limonene	2.675	0.2675	0.026 / 0.078
Eucalyptol	ND	ND	0.042 / 0.126
Ocimene	2.106	0.2106	0.056 / 0.171
Terpinene	ND	ND	0.06 / 0.181
Sabinene Hydrate	ND	ND	0.036 / 0.108
Fenchone	ND	ND	0.061 / 0.184
Terpinolene	5.174	0.5174	0.045 / 0.135
Linalool	1.124	0.1124	0.038 / 0.116
Fenchol	ND	ND	0.045 / 0.138
(-)-Isopulegol	ND	ND	0.026 / 0.08
Camphor	ND	ND	0.108 / 0.327
Isoborneol	ND	ND	0.066 / 0.201
Borneol	ND	ND	0.097 / 0.293
Menthol	ND	ND	0.044 / 0.135
Terpineol	ND	ND	0.045 / 0.136
Nerol	ND	ND	0.045 / 0.137
R-(+)-Pulegone	ND	ND	0.045 / 0.135
Geraniol	ND	ND	0.033 / 0.1
Geranyl Acetate	ND	ND	0.031 / 0.095
Cedrene	ND	ND	0.034 / 0.102
Caryophyllene	11.424	1.1424	0.036 / 0.108
Humulene	0.390	0.0390	0.025 / 0.076
Valencene	0.973	0.0973	0.015 / 0.046
Nerolidol	0.331	0.0331	0.07 / 0.212
Caryophyllene Oxide	1.086	0.1086	0.055 / 0.167
Guaiol	ND	ND	0.044 / 0.132
Cedrol	ND	ND	0.057 / 0.173
Bisabolol	9.890	0.9890	0.034 / 0.102

Total Terpene Concentration: 39.564 3.9564

Sample Certification

California Code of Regulations Title 16 Effect Date January 16, 2019
Authority: Section 26013, Business and Professions Code.
Reference: Sections 26100, 26104 and 26110, Business and Professions Code.



Scan to verify at sclabs.com
Sample must be marked as public to be viewable

Anna Brown, LQC Verified By
Date: 10/04/2019

Josh Wurzer, President
Date: 10/04/2019



HEMP LABORATORY TEST CERTIFICATE OF ANALYSIS

SC Laboratories, LLC
100 Pioneer Street, Suite E
Santa Cruz, CA 95060
(866) 435-0709 | sclabs.com

Sample Name: Balance (pineapple express)

LIMS Sample ID: 190927V006

Batch #:

Sample Metric ID:

Sample Type: Concentrate, Product Inhalable

Batch Count:

Sample Count:

Unit Mass:

Serving Mass:

Density:

Date Collected: 09/27/2019

Date Received: 09/27/2019

Tested for: Purlyf CBD

License #:

Address:

Produced by:

License #:

Address:

Overall result for batch: Pass

Pesticide Test Results

Pesticide, Fungicide and plant growth regulator analysis utilizing HPLC-Mass Spectrometry and GC-Mass Spectrometry

	Results (µg/g)	Action Limit µg/g	LOD / LOQ µg/g
Abamectin	NT		
Acephate	NT		
Acequinocyl	NT		
Acetamiprid	NT		
Azoxystrobin	NT		
Bifenazate	NT		
Bifenthrin	NT		
Boscalid	NT		
Captan	NT		
Carbaryl	NT		
Chlorantraniliprole	NT		
Clofentezine	NT		
Cyfluthrin	NT		
Cypermethrin	NT		
Diazinon	NT		
Dimethomorph	NT		
Etoxazole	NT		
Fenhexamid	NT		
Fenpyroximate	NT		
Flonicamid	NT		
Fludioxonil	NT		
Hexythiazox	NT		
Imidacloprid	NT		
Kresoxim-methyl	NT		
Malathion	NT		
Metalaxyl	NT		
Methomyl	NT		
Myclobutanil	NT		
Naled	NT		
Oxamyl	NT		
Pentachloronitrobenzene	NT		
Permethrin	NT		
Phosmet	NT		
Piperonylbutoxide	NT		
Prallethrin	NT		
Propiconazole	NT		
Pyrethrins	NT		
Pyridaben	NT		
Spinetoram	NT		
Spinosad	NT		
Spiromesifen	NT		
Spirotetramat	NT		
Tebuconazole	NT		
Thiamethoxam	NT		
Trifloxystrobin	NT		

Mycotoxin Test Results

Mycotoxin analysis utilizing HPLC-Mass Spectrometry

	Results (µg/kg)	Action Limit µg/kg	LOD / LOQ µg/kg
Aflatoxin B1, B2, G1, G2	NT		
Ochratoxin A	NT		

Pesticide Test Results

Pesticide, Fungicide and plant growth regulator analysis utilizing HPLC-Mass Spectrometry and GC-Mass Spectrometry

	Results (µg/g)	Action Limit µg/g	LOD / LOQ µg/g
Aldicarb	NT		
Carbofuran	NT		
Chlordane	NT		
Chlorfenapyr	NT		
Chlorpyrifos	NT		
Coumaphos	NT		
Daminozide	NT		
DDVP (Dichlorvos)	NT		
Dimethoate	NT		
Ethoprop(hos)	NT		
Etofenprox	NT		
Fenoxycarb	NT		
Fipronil	NT		
Imazalil	NT		
Methiocarb	NT		
Methyl parathion	NT		
Mevinphos	NT		
Padlobutrazol	NT		
Propoxur	NT		
Spiroxamine	NT		
Thiacloprid	NT		

Heavy Metal Test Results

Heavy metal analysis utilizing Inductively Coupled Plasma Mass Spectrometry (ICP-MS)

	Results (µg/g)	Action Limit µg/g	LOD / LOQ µg/g
Cadmium	NT		
Lead	NT		
Arsenic	NT		
Mercury	NT		

Sample Certification

California Code of Regulations Title 16 Effect Date January 16, 2019
Authority: Section 26013, Business and Professions Code.
Reference: Sections 26100, 26104 and 26110, Business and Professions Code.



Scan to verify at sclabs.com
Sample must be marked as public to be viewable

Anna Brown, LQC Verified By
Date: 10/04/2019

Josh Wurzer, President
Date: 10/04/2019



HEMP LABORATORY TEST CERTIFICATE OF ANALYSIS

SC Laboratories, LLC
100 Pioneer Street, Suite E
Santa Cruz, CA 95060
(866) 435-0709 | sclabs.com

Sample Name: Balance (pineapple express)
LIMS Sample ID: 190927V006
Batch #:
Sample Metric ID:
Sample Type: Concentrate, Product Inhalable
Batch Count:
Sample Count:
Unit Mass:
Serving Mass:
Density:

Date Collected: 09/27/2019
Date Received: 09/27/2019
Tested for: Purlyf CBD
License #:
Address:
Produced by:
License #:
Address:

Overall result for batch: Pass

Residual Solvent Test Results

Residual Solvent analysis utilizing Gas Chromatography - Mass Spectrometry (GC - MS)

	Results (µg/g)	Action Limit µg/g	LOD / LOQ µg/g
1,2-Dichloroethane	NT		
Benzene	NT		
Chloroform	NT		
Ethylene Oxide	NT		
Methylene chloride	NT		
Trichloroethylene	NT		
Acetone	NT		
Acetonitrile	NT		
Butane	NT		
Ethanol	NT		
Ethyl acetate	NT		
Ethyl ether	NT		
Heptane	NT		
Hexane	NT		
Isopropyl Alcohol	NT		
Methanol	NT		
Pentane	NT		
Propane	NT		
Toluene	NT		
Total Xylenes	NT		

Note

Microbiological Test Results

PCR and fluorescence detection of microbiological impurities

	Results	Action Limit
Shiga toxin-producing Escherichia coli	NT	
Salmonella spp.	NT	
Aspergillus fumigatus	NT	
Aspergillus flavus	NT	
Aspergillus niger	NT	
Aspergillus terreus	NT	

3M Petrifilm and plate counts for microbiological contamination

	Results (cfu/g)
Aerobic Plate Count	NT
Total Yeast and Mold	NT

Foreign Material Test Results

NT


Sample Certification

California Code of Regulations Title 16 Effect Date January 16, 2019
Authority: Section 26013, Business and Professions Code.
Reference: Sections 26100, 26104 and 26110, Business and Professions Code.



Scan to verify at sclabs.com
Sample must be marked as public to be viewable


Anna Brown, LQC Verified By
Date: 10/04/2019


Josh Wurzer, President
Date: 10/04/2019