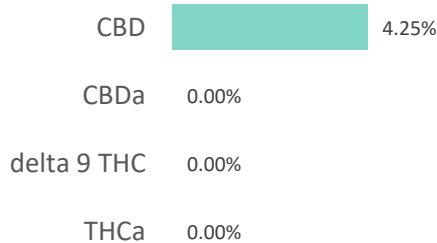
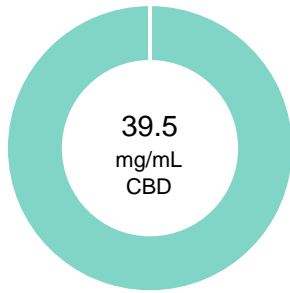


**HFO-MCT1000 RB-301**

<b>Batch ID:</b>	3000037	<b>Test ID:</b>	T000100628
<b>Reported:</b>	6-Oct-2020	<b>Method:</b>	TM14
<b>Type:</b>	Solution		
<b>Test:</b>	Potency		

**CANNABINOID PROFILE**


Compound	LOQ (mg/mL)	Result (mg/mL)	Result (mg/g)
Delta 9-Tetrahydrocannabinolic acid (THCA-A)	0.38	ND	ND
Delta 9-Tetrahydrocannabinol (Delta 9THC)	0.19	ND	ND
Cannabidiolic acid (CBDA)	0.18	ND	ND
Cannabidiol (CBD)	0.39	39.50	42.5
Delta 8-Tetrahydrocannabinol (Delta 8THC)	0.21	ND	ND
Cannabinolic Acid (CBNA)	0.53	ND	ND
Cannabinol (CBN)	0.23	0.59	0.6
Cannabigerolic acid (CBGA)	0.33	ND	ND
Cannabigerol (CBG)	0.19	ND	ND
Tetrahydrocannabivarinic Acid (THCVA)	0.33	ND	ND
Tetrahydrocannabivarin (THCV)	0.17	ND	ND
Cannabidivarinic Acid (CBDVA)	0.18	ND	ND
Cannabidivarin (CBDV)	0.10	ND	ND
Cannabichromenic Acid (CBCA)	0.29	ND	ND
Cannabichromene (CBC)	0.34	ND	ND
<b>Total Cannabinoids</b>		<b>40.09</b>	<b>43.1</b>
<b>Total Potential THC**</b>		<b>ND</b>	<b>ND</b>
<b>Total Potential CBD**</b>		<b>39.50</b>	<b>42.5</b>

**NOTES:**

Density = 0.93g/mL

N/A

% = % (w/w) = Percent (Weight of Analyte / Weight of Product)

\* Total Cannabinoids result reflects the absolute sum of all cannabinoids detected.

\*\* Total Potential THC/CBD is calculated using the following formulas to take into account the loss of a carboxyl group during decarboxylation step.

$$\text{Total THC} = \text{THC} + (\text{THCa} * (0.877)) \text{ and}$$

$$\text{Total CBD} = \text{CBD} + (\text{CBDa} * (0.877))$$

ND = None Detected (Defined by Dynamic Range of the method)

**FINAL APPROVAL**

 Ryan Weems 6-Oct-2020 6:36 PM	 Ben Minton 6-Oct-2020 7:22 PM
PREPARED BY / DATE	APPROVED BY / DATE

Testing results are based solely upon the sample submitted to Botanacor Laboratories, LLC, in the condition it was received. Botanacor Laboratories, LLC warrants that all analytical work is conducted professionally in accordance with all applicable standard laboratory practices using validated methods. Data was generated using an unbroken chain of comparison to NIST traceable Reference Standards and Certified Reference Materials. This report may not be reproduced, except in full, without the written approval of Botanacor Laboratories, LLC. ISO/IEC 17025:2005 Accredited A2LA Certificate Number 4329.02



Certificate #4329.02

HFO-MCT1000 RB-301

<b>Batch ID:</b>	3000037	<b>Test ID:</b>	T000100629
<b>Reported:</b>	9-Oct-2020	<b>Method:</b>	TM24, TM25, TM26, TM27, TM28
<b>Type:</b>	Concentrate		
<b>Test:</b>	Microbial Contaminants		

**MICROBIAL CONTAMINANTS**

Contaminant	Result (CFU/g)*
<b>Total Aerobic Count**</b>	None Detected
<b>Total Coliforms**</b>	None Detected
<b>Total Yeast and Molds**</b>	None Detected
<b>E. coli</b>	Absent
<b>STEC and 0157 E. coli</b>	None Detected
<b>Salmonella</b>	None Detected

\* CFU/g = Colony Forming Unit per Gram

\*\* Values recorded in scientific notation, a common microbial practice of expressing numbers that are too large to be conveniently written in decimal form.

Examples:  $10^2 = 100$  CFU  
 $10^3 = 1,000$  CFU  
 $10^4 = 10,000$  CFU  
 $10^5 = 100,000$  CFU


**NOTES:**

Free from visual mold, mildew, and foreign matter


TYM: None Detected

Total Aerobic: None Detected

Coliforms: None Detected

**FINAL APPROVAL**

Nick Tumminaro  
9-Oct-2020  
12:35 PM



Ben Minton  
9-Oct-2020  
5:22 PM

PREPARED BY / DATE

APPROVED BY / DATE

Testing results are based solely upon the sample submitted to Botanacor Laboratories, LLC, in the condition it was received. Botanacor Laboratories, LLC warrants that all analytical work is conducted professionally in accordance with all applicable standard laboratory practices using validated methods. Data was generated using an unbroken chain of comparison to NIST traceable Reference Standards and Certified Reference Materials. This report may not be reproduced, except in full, without the written approval of Botanacor Laboratories, LLC. ISO/IEC 17025:2005 Accredited A2LA Certificate Number 4329.03



Certificate #4329.03

HFO-MCT1000 RB-301

<b>Batch ID:</b>	3000037	<b>Test ID:</b>	T000100630
<b>Reported:</b>	8-Oct-2020	<b>Method:</b>	TM19
<b>Type:</b>	Other		
<b>Test:</b>	Metals		

## HEAVY METALS

Analyte	Dynamic Range (ppm)	Result (ppm)
Arsenic	0.062 - 6.16	ND
Cadmium	0.066 - 6.61	ND
Mercury	0.063 - 6.29	ND
Lead	0.064 - 6.44	ND

\* ND = None Detected (Defined by Dynamic Range of the method)

## FINAL APPROVAL

  
Alex Smith  
8-Oct-2020  
5:14 AM  
Ben Minton  
8-Oct-2020  
2:24 PM

PREPARED BY / DATE

APPROVED BY / DATE

Testing results are based solely upon the sample submitted to Botanacor Laboratories, LLC, in the condition it was received. Botanacor Laboratories, LLC warrants that all analytical work is conducted professionally in accordance with all applicable standard laboratory practices using validated methods. Data was generated using an unbroken chain of comparison to NIST traceable Reference Standards and Certified Reference Materials. This report may not be reproduced, except in full, without the written approval of Botanacor Laboratories, LLC.



# Certificate of Analysis

Sample: DA00728011-001

Harvest/Lot ID: N/A

Seed to Sale #N/A

Batch Date :N/A

Batch#: PH-20126-BS-3M-O

Sample Size Received: 10 ml

Retail Product Size: 30

Ordered : 07/23/20

Sampled : 07/23/20

Completed: 07/31/20 Expires: 07/31/21

Sampling Method: SOP Client Method

**PASSED**

Page 1 of 4

Jul 31, 2020 | Hemplucid

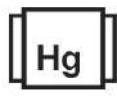
4484 N 300 W, Ste 202  
Provo, UT, 84604, United States



PRODUCT IMAGE SAFETY RESULTS



Pesticides  
**PASSED**



Heavy Metals  
**PASSED**



Microbials  
**PASSED**



Mycotoxins  
**PASSED**



Residuals  
Solvents  
**PASSED**



Filtration  
**PASSED**



Water Activity  
NOT TESTED



Moisture  
NOT TESTED



Terpenes  
NOT TESTED

MISC.

CANNABINOID RESULTS



Total THC  
**0.095%**



Total CBD  
**82.038%**



Total Cannabinoids  
**84.865%**



Filtration

**PASSED**

Analyzed By	Weight	Extraction date	LOD(ppm)	Extracted By
457	1g	NA		NA

Analysis Method	Batch Date
-SOP.T.40.013	07/29/20 10:37:52
Analytical Batch	Reviewed On
-DA014370FIL	07/29/20 14:22:44
Instrument Used : Filth/Foreign Material Microscope	

This includes but is not limited to hair, insects, feces, packaging contaminants, and manufacturing waste and by-products. An SH-2B/T Stereo Microscope is used for inspection.

CBC	CBGA	CBG	THCV	D8-THC	CBDV	CBN	CBDA	CBD	D9-THC	THCA
0.825%	ND	0.294%	ND	ND	0.267%	1.346%	ND	82.038%	0.095%	ND
8.250 mg/g	ND	2.940 mg/g	ND	ND	2.670 mg/g	13.460 mg/g	ND	820.380 mg/g	0.950 mg/g	ND
LOD 0.001 %	0.001 %	0.001 %	0.001 %	0.001 %	0.001 %	0.001 %	0.001 %	0.0001 %	0.0001 %	0.001 %

Cannabinoid Profile Test

Analyzed by	Weight	Extraction date :	Extracted By :
450	0.1180g	07/28/20 01:07:03	965

Analysis Method	Reviewed On
-SOP.T.40.020, SOP.T.30.050	07/29/20 11:39:25
Analytical Batch	Batch Date
-DA014336POT	07/28/20 09:14:43
Instrument Used : DA-LC-003	

Reagent	Dilution	Consums. ID
061220.24	400	280678841
072820.R15		918C4-918J
072320.R14		914C4-914AK
072320.R13		929C6-929H

Full spectrum cannabinoid analysis utilizing High Performance Liquid Chromatography with UV detection (HPLC-UV). (Method: SOP.T.30.050 for sample prep and Shimadzu High Sensitivity Method SOP.T.40.020 for analysis. LOQ for all cannabinoids is 1 mg/L).

This report shall not be reproduced, unless in its entirety, without written approval from Kaycha Labs. This report is an Kaycha Labs certification. The results relate only to the material or product analyzed. Test results are confidential unless explicitly waived otherwise. Void after 1 year from test end date. Cannabinoid content of batch material may vary depending on sampling error. IC=In-control QC parameter, NC=Non-controlled QC parameter, ND=Not Detected, NA=Not Analyzed, ppm=Parts Per Million, ppb=Parts Per Billion. Limit of Detection (LoD) and Limit of Quantitation (LoQ) are terms used to describe the smallest concentration that can be reliably measured by an analytical procedure. RPD=Reproducibility of two measurements. Action Levels are State determined thresholds for human safety for consumption and/or inhalation. The result >99% are variable based on uncertainty of measurement (UM) for the analyte. The UM error is available from the lab upon request. The "Decision Rule" for the pass/fail does not include the UM. The limits are based on F.S. Rule 64-4.310.

Jorge Segredo  
Lab Director

State License # CMTL-0002  
ISO Accreditation # 97164



Signature

07/31/2020

Signed On



# Certificate of Analysis

**PASSED**

**Hemplucid**

4484 N 300 W, Ste 202  
Provo, UT, 84604, United States  
Telephone: 7192318261  
Email: sarah@hemplucid.com

**Sample : DA00728011-001**  
**Harvest/LOT ID: N/A**

**Batch# : PH-20126-BS-3M-O**  
**Sampled : 07/23/20**  
**Ordered : 07/23/20**

**Sample Size Received : 10 ml**  
**Completed : 07/31/20 Expires: 07/31/21**  
**Sample Method : SOP Client Method**

**Page 2 of 4**



## Pesticides

**PASSED**

Pesticides	LOD	Units	Action Level	Result	Pesticides	LOD	Units	Action Level	Result
ABAMECTIN B1A	0.01	ppm	0.3	ND	PROPICONAZOLE	0.01	ppm	1	ND
ACEPHATE	0.01	ppm	3	ND	PROPOXUR	0.01	ppm	0.1	ND
ACEQUINOCYL	0.01	ppm	2	ND	PYRETHRINS	0.05	ppm	1	ND
ACETAMIPRID	0.01	ppm	3	ND	PYRIDABEN	0.02	ppm	3	ND
ALDICARB	0.01	ppm	0.1	ND	SPINETORAM	0.02	PPM	3	ND
AZOXYSTROBIN	0.01	ppm	3	ND	SPIROMESIFEN	0.01	ppm	3	ND
BIFENAZATE	0.01	ppm	3	ND	SPIROTETRAMAT	0.01	ppm	3	ND
BIFENTHRIN	0.01	ppm	0.5	ND	SPIROXAMINE	0.01	ppm	0.1	ND
BOSCALID	0.01	PPM	3	ND	TEBUCONAZOLE	0.01	ppm	1	ND
CARBARYL	0.05	ppm	0.5	ND	THIACLOPRID	0.01	ppm	0.1	ND
CARBOFURAN	0.01	ppm	0.1	ND	THIAMETHOXAM	0.05	ppm	1	ND
CHLORANTRANILIPROLE	0.1	ppm	3	ND	<b>TOTAL CONTAMINANT LOAD (PESTICIDES)</b>	0	PPM	20	ND
CHLORMEQUAT CHLORIDE	0.05	ppm	3	ND	<b>TOTAL PERMETHRIN</b>	0.01	ppm	1	ND
CHLORPYRIFOS	0.01	ppm	0.1	ND	<b>TOTAL SPINOSAD</b>	0.01	ppm	3	ND
CLOFENTEZINE	0.02	ppm	0.5	ND	<b>TRIFLOXYSTROBIN</b>	0.01	ppm	3	ND
COUMAPHOS	0.01	ppm	0.1	ND					
DAMINOZIDE	0.01	ppm	0.1	ND					
DIAZANON	0.01	ppm	0.2	ND					
DICHLORVOS	0.01	ppm	0.1	ND					
DIMETHOATE	0.01	ppm	0.1	ND					
DIMETHOMORPH	0.02	ppm	3	ND					
ETHOPROPHOS	0.01	ppm	0.1	ND					
ETOFENPROX	0.01	ppm	0.1	ND					
ETOXAZOLE	0.01	ppm	1.5	ND					
FENHEXAMID	0.01	ppm	3	ND					
FENOXYCARB	0.01	ppm	0.1	ND					
FENPYROXIMATE	0.01	ppm	2	ND					
FIPRONIL	0.01	ppm	0.1	ND					
FLONICAMID	0.01	ppm	2	ND					
FLUDIOXONIL	0.01	ppm	3	ND					
HEXYTHIAZOX	0.01	ppm	2	ND					
IMAZALIL	0.01	ppm	0.1	ND					
IMIDACLOPRID	0.04	ppm	3	ND					
KRESOXIM-METHYL	0.01	ppm	1	ND					
MALATHION	0.02	ppm	2	ND					
METALAXYL	0.01	ppm	3	ND					
METHIOCARB	0.01	ppm	0.1	ND					
METHOMYL	0.01	ppm	0.1	ND					
MEVINPHOS	0.01	ppm	0.1	ND					
MYCLOBUTANIL	0.01	ppm	3	ND					
NALED	0.025	ppm	0.5	ND					
OXAMYL	0.05	ppm	0.5	ND					
PACLOBUTRAZOL	0.01	ppm	0.1	ND					
PHOSMET	0.01	ppm	0.2	ND					
PIPERONYL BUTOXIDE	0.1	ppm	3	ND					
PRALLETHRIN	0.01	ppm	0.4	ND					



### Pesticides

**PASSED**

<b>Analyzed by</b> 585	<b>Weight</b> 1.0247g	<b>Extraction date</b> 07/28/20 01:07:46	<b>Extracted By</b> 1759
<b>Analysis Method - SOP.T.30.065, SOP.T.40.065 , SOP.T.30.065, SOP.T40.070</b>			
<b>Analytical Batch - DA014296PES</b>			
<b>Instrument Used : DA-LCMS-001_DER (PES)</b>			
<b>Batch Date : 07/27/20 10:27:51</b>			
<b>Reviewed On- 07/29/20 14:22:44</b>			

Reagent	Dilution	Consums. ID
041420.09	10	280678841
072720.810		76262-590
072720.811		
072820.803		

Pesticide screen is performed using LC-MS which can screen down to below single digit ppb concentrations for regulated Pesticides. Currently we analyze for 67 Pesticides. (Method: SOP.T.30.060 Sample Preparation for Pesticides Analysis via LCMSMS and SOP.T40.065 Procedure for Pesticide Quantification Using LCMS). \* Volatile Pesticide screening is performed using GC-MS which can screen down to below single digit ppb concentrations for regulated Pesticides. Analytes marked with an asterisk were tested using GC-MS.

This report shall not be reproduced, unless in its entirety, without written approval from Kaycha Labs. This report is an Kaycha Labs certification. The results relate only to the material or product analyzed. Test results are confidential unless explicitly waived otherwise. Void after 1 year from test end date. Cannabinoid content of batch material may vary depending on sampling error. IC=In-control QC parameter, NC=Non-controlled QC parameter, ND=Not Detected, NA=Not Analyzed, ppm=Parts Per Million, ppb=Parts Per Billion. Limit of Detection (LoD) and Limit Of Quantitation (LoQ) are terms used to describe the smallest concentration that can be reliably measured by an analytical procedure. RPD=Reproducibility of two measurements. Action Levels are State determined thresholds for human safety for consumption and/or inhalation. The result >99% are variable based on uncertainty of measurement (UM) for the analyte. The UM error is available from the lab upon request. The "Decision Rule" for the pass/fail does not include the UM. The limits are based on F.S. Rule 64-4.310.

**Jorge Segredo**  
Lab Director

State License # CMTL-0002  
ISO Accreditation # 97164



Signature

07/31/2020

Signed On



# Certificate of Analysis

**PASSED**

**Hemplucid**

4484 N 300 W, Ste 202  
Provo, UT, 84604, United States  
Telephone: 7192318261  
Email: sarah@hemplucid.com

Sample : DA00728011-001

Harvest/LOT ID: N/A

Batch# : PH-20126-BS-3M-O

Sampled : 07/23/20

Ordered : 07/23/20

Sample Size Received : 10 ml

Completed : 07/31/20 Expires: 07/31/21

Sample Method : SOP Client Method

Page 3 of 4



## Residual Solvents

PASSED



## Residual Solvents

PASSED

Solvent	LOD	Units	Action Level (PPM)	Pass/Fail	Result
1,1-DICHLOROETHENE	0.8	ppm	8	PASS	ND
1,2-DICHLOROETHANE	0.2	ppm	2	PASS	ND
2-PROPANOL	50	ppm	500	PASS	ND
ACETONE	75	ppm	750	PASS	ND
ACETONITRILE	6	ppm	60	PASS	ND
BENZENE	0.1	ppm	1	PASS	ND
BUTANES (N-BUTANE)	500	ppm	5000	PASS	ND
CHLOROFORM	0.2	ppm	2	PASS	ND
DICHLOROMETHANE	12.5	ppm	125	PASS	ND
ETHANOL	500	ppm		PASS	ND
ETHYL ACETATE	40	ppm	400	PASS	ND
ETHYL ETHER	50	ppm	500	PASS	ND
ETHYLENE OXIDE	0.5	ppm	5	PASS	ND
HEPTANE	500	ppm	5000	PASS	ND
METHANOL	25	ppm	250	PASS	ND
N-HEXANE	25	ppm	250	PASS	ND
PENTANES (N-PENTANE)	75	ppm	750	PASS	ND
PROPANE	500	ppm	5000	PASS	ND
TOLUENE	15	ppm	150	PASS	ND
TOTAL XYLENES	15	ppm	150	PASS	ND
TRICHLOROETHYLENE	2.5	ppm	25	PASS	ND

**Analyzed by** 850     **Weight** 0.0242g     **Extraction date** 07/28/20 05:07:55     **Extracted By** 850  
**Analysis Method -SOP.T.40.032**  
**Analytical Batch -DA014353SOL**     **Reviewed On - 07/29/20 15:13:40**  
**Instrument Used : DA-GCMS-002**  
**Batch Date : 07/28/20 17:17:09**

Reagent	Dilution	Consums. ID
	1	H2017.077 00279984 161291-1

Residual solvents screening is performed using GC-MS which can detect below single digit ppm concentrations. Currently we analyze for 21 Residual solvents.(Method: SOP.T.40.032 Residual Solvents Analysis via GC-MS).

This report shall not be reproduced, unless in its entirety, without written approval from Kaycha Labs. This report is an Kaycha Labs certification. The results relate only to the material or product analyzed. Test results are confidential unless explicitly waived otherwise. Void after 1 year from test end date. Cannabinoid content of batch material may vary depending on sampling error. IC=In-control QC parameter, NC=Non-controlled QC parameter, ND=Not Detected, NA=Not Analyzed, ppm=Parts Per Million, ppb=Parts Per Billion. Limit of Detection (LoD) and Limit Of Quantitation (LoQ) are terms used to describe the smallest concentration that can be reliably measured by an analytical procedure. RPD=Reproducibility of two measurements. Action Levels are State determined thresholds for human safety for consumption and/or inhalation. The result >99% are variable based on uncertainty of measurement (UM) for the analyte. The UM error is available from the lab upon request. The "Decision Rule" for the pass/fail does not include the UM. The limits are based on F.S. Rule 64-4.310.

**Jorge Segredo**  
Lab Director



Signature

07/31/2020

State License # CMTL-0002  
ISO Accreditation # 97164

Signed On



# Certificate of Analysis

**PASSED**

**Hemplucid**

4484 N 300 W, Ste 202  
Provo, UT, 84604, United States  
Telephone: 7192318261  
Email: sarah@hemplucid.com

Sample : DA00728011-001

Harvest/LOT ID: N/A

Batch# : PH-20126-BS-3M-O

Sampled : 07/23/20

Ordered : 07/23/20

Sample Size Received : 10 ml

Completed : 07/31/20 Expires: 07/31/21

Sample Method : SOP Client Method

Page 4 of 4



**Microbials** **PASSED**



**Mycotoxins** **PASSED**

**Analyte**

ASPERGILLUS\_FLAVUS  
ASPERGILLUS\_FUMIGATUS  
ASPERGILLUS\_NIGER  
ASPERGILLUS\_TERREUS  
ESCHERICHIA\_COLI\_SHIGELLA\_SPP  
SALMONELLA\_SPECIFIC\_GENE

**Result Analyte**

not present in 1 gram.  
not present in 1 gram.  
not present in 1 gram.  
not present in 1 gram.  
not present in 1 gram.  
not present in 1 gram.

**LOD Units Result Action Level (PPM)**

AFLATOXIN G2	0.002	ppm	ND	0.02
AFLATOXIN G1	0.002	ppm	ND	0.02
AFLATOXIN B2	0.002	ppm	ND	0.02
AFLATOXIN B1	0.002	ppm	ND	0.02
OCHRATOXIN A+	0.002	ppm	ND	0.02

Analysis Method -SOP.T.40.043 / SOP.T.40.044

Analytical Batch -DA014328MIC Batch Date : 07/28/20

Instrument Used : PathogenDX PCR\_Array Scanner DA-111

Analysis Method -SOP.T.30.065, SOP.T.40.065

Analytical Batch -DA014297MYC | Reviewed On - 07/30/20 10:52:26

Instrument Used : DA-LCMS-001\_DER (MYC)

Batch Date : 07/27/20 10:28:52

Analyzed by	Weight	Extraction date	Extracted By
513	1.0591g	07/28/20	1082

Analyzed by	Weight	Extraction date	Extracted By
585	1g	07/28/20 03:07:55	585

Reagent	Consums. ID	Consums. ID
062220.04	181019-274	50AX30819
101619.01	SG298A	19423
	11989-024CC-024	850C6-850H
	181207119C	
	918C4-918J	
	914C4-914AK	

Aflatoxins B1, B2, G1, G2, and Ochratoxins A testing using LC-MS. (Method: SOP.T.30.065 for Sample Preparation and SOP.T40.065 Procedure for Mycotoxins Quantification Using LCMS. LOQ 1.0 ppb). Aflatoxin B1, B2, G1, and G2 must individually be <20ug/Kg. Ochratoxins must be <20ug/Kg.

Microbiological testing for Fungal and Bacterial Identification via Polymerase Chain Reaction (PCR) method consisting of sample DNA amplified via tandem Polymerase Chain Reaction (PCR) as a crude lysate which avoids purification. (Method SOP.T.40.043) If a pathogenic Escherichia Coli, Salmonella, Aspergillus fumigatus, Aspergillus flavus, Aspergillus niger, or Aspergillus terreus is detected in 1g of a sample, the sample fails the microbiological-impurity testing.



**Heavy Metals** **PASSED**

Reagent	Reagent	Dilution	Consums. ID
071720.R04	072220.R01	100	89401-566
072420.R16	071420.R15		
030920.02	071720.R02		
072720.R02	022520.02		
072020.R01	030420.06		
072420.R01	070120.01		

Metal	LOD	Unit	Result	Action Level (PPM)
ARSENIC	0.02	PPM	ND	1.5
CADMIUM	0.02	PPM	ND	0.5
LEAD	0.05	PPM	ND	0.5
MERCURY	0.02	PPM	ND	3

Analyzed by	Weight	Extraction date	Extracted By
53	02484g	07/28/20 01:07:18	1783

Analysis Method -SOP.T.40.050, SOP.T.30.052

Analytical Batch -DA014339HEA | Reviewed On - 07/31/20 12:37:57

Instrument Used : DA-ICPMS-001

Batch Date : 07/28/20 09:38:31

Heavy Metals screening is performed using ICP-MS (Inductively Coupled Plasma - Mass Spectrometer) which can screen down to below single digit ppb concentrations for regulated heavy metals using Method SOP.T.30.052 Sample Preparation for Heavy Metals Analysis via ICP-MS and SOP.T.40.050 Heavy Metals Analysis via ICP-MS.

This report shall not be reproduced, unless in its entirety, without written approval from Kaycha Labs. This report is an Kaycha Labs certification. The results relate only to the material or product analyzed. Test results are confidential unless explicitly waived otherwise. Void after 1 year from test end date. Cannabinoid content of batch material may vary depending on sampling error. IC=In-control QC parameter, NC=Non-controlled QC parameter, ND=Not Detected, NA=Not Analyzed, ppm=Parts Per Million, ppb=Parts Per Billion. Limit of Detection (LoD) and Limit Of Quantitation (LoQ) are terms used to describe the smallest concentration that can be reliably measured by an analytical procedure. RPD=Reproducibility of two measurements. Action Levels are State determined thresholds for human safety for consumption and/or inhalation. The result >99% are variable based on uncertainty of measurement (UM) for the analyte. The UM error is available from the lab upon request. The "Decision Rule" for the pass/fail does not include the UM. The limits are based on F.S. Rule 64-4.310.

**Jorge Segredo**  
Lab Director



07/31/2020

State License # CMTL-0002  
ISO Accreditation # 97164

Signature

Signed On



# Certificate of Analysis

**Sample:** DE01104009-008  
**Harvest/Lot ID:** PH-20126-BS-3M-O  
**Seed to Sale #** 1A400031269FB2B000000744  
**Batch Date :** N/A  
**Batch#:** PH-20126-BS-3M-O  
**Sample Size Received:** 2 ml  
**Retail Product Size:** 1  
**Ordered :** 11/02/20  
**Sampled :** 11/02/20  
**Completed:** 11/09/20 Expires: 11/09/21  
**Sampling Method:** SOP-024

Nov 09, 2020 | Hemplucid

License # NA  
4844 N. 300 W. Ste. 202  
Provo, CO, 84604, US



**PASSED**

Page 1 of 2

**SAFETY RESULTS**

SAFETY RESULTS									MISC.
									
Pesticides	Heavy Metals	Microbials	Mycotoxins	Residuals Solvents	Filth	Water Activity	Moisture	Homogeneity	Terpenes
NOT TESTED	NOT TESTED	NOT TESTED	NOT TESTED	NOT TESTED	NOT TESTED	NOT TESTED	NOT TESTED	NOT TESTED	TESTED

This report shall not be reproduced, unless in its entirety, without written approval from Phytatech Labs. This report is an Phytatech Labs certification. The results relate only to the material or product analyzed. Test results are confidential unless explicitly waived otherwise. Void after 1 year from test end date. Cannabinoid content of batch material may vary depending on sampling error. IC=In-control QC parameter, NC=Non-controlled QC parameter, ND=Not Detected, NA=Not Analyzed, ppm=Parts Per Million, ppb=Parts Per Billion. Limit of Detection (LoD) and Limit Of Quantitation (LoQ) are terms used to describe the smallest concentration that can be reliably measured by an analytical procedure. RPD=Reproducibility of two measurements. Action Levels are State determined thresholds for human safety for consumption and/or inhalation. The result >99% are variable based on uncertainty of measurement (UM) for the analyte. The UM error is available from the lab upon request. The "Decision Rule" for the pass/fail does not include the UM. The limits are based on F.S. Rule 64-4.310.

**Stephen Goldman**  
 Lab Director  
 State License #  
 405R-00011 405-00008  
 ISO Accreditation # 4331.01

  
 Signature

11/09/2020  
 Signed On





# Certificate of Analysis

**PASSED**

**Hemplucid**

4844 N. 300 W. Ste. 202  
Provo, CO, 84604, US  
Telephone: 7192318261  
Email: sarah@hemplucid.com  
License #: NA

Sample : DE01104009-008

Harvest/LOT ID: PH-20126-BS-3M-O

Batch# : PH-20126-BS-3M-O

Sampled : 11/02/20  
Ordered : 11/02/20

Sample Size Received : 2 ml

Completed : 11/09/20 Expires: 11/09/21

Sample Method : SOP-024


Page 2 of 2



## Terpenes

# TESTED

Terpenes	LOD	Units	Result (%)
GAMMA-TERPINENE	0.002	%	ND
BISABOLENE	0.002	%	ND
MENTHOL	0.002	%	ND
2-ETHYL-FENCHOL	0.002	%	ND
BETA-CARYOPHYLLENE	0.002	%	0.220
TERPINOLENE	0.002	%	ND
ALPHA-TERPINEOL	0.002	%	ND
PULEGONE	0.002	%	ND
CIS-OCIMENE	0.002	%	ND
LINALOOL	0.002	%	ND
(-)-GUAJOL	0.002	%	0.422
GERANIOL	0.002	%	ND
HUMULENE	0.002	%	0.119
NEROLIDOL	0.002	%	ND
(-)-ISOPULEGOL	0.002	%	ND
(-)-ALPHA-BISABOLOL	0.002	%	1.354
(-)-CARYOPHYLLENE OXIDE	0.002	%	0.082
BORNEOL	0.002	%	ND
ALPHA-PINENE	0.002	%	ND
CAMPHENE	0.002	%	ND
BETA-PINENE	0.002	%	ND
MYRCENE	0.002	%	ND
DELTA-3-CARENE	0.002	%	ND
ALPHA-TERPINENE	0.002	%	ND
P-CYMENE	0.002	%	ND
LIMONENE	0.002	%	ND
EUCALYPTOL	0.002	%	ND
<b>Total</b>		<b>2.199</b>	



## Terpenes

# TESTED

**Analyzed by** 9    **Weight** 0.1555g    **Extraction date** 11/09/20 01:11:42    **Extracted By** 9  
**Analysis Method -SOP-067 (R0)**  
**Analytical Batch -DE001149TER**    **Reviewed On - 11/09/20 14:29:52**  
**Instrument Used : GC 6890**  
**Running On :**  
**Batch Date : 11/06/20 11:22:37**

Reagent	Dilution	Consums. ID
110420.R03	40	092120
110620.R03		HWK-TP3ML
		9212322
		00300153-7
		280674667
		031CC-031

Terpenoid profile screening is performed by GC-FID with liquid injection via SOP-067 (R0) which can screen for 28 terpenes.

This report shall not be reproduced, unless in its entirety, without written approval from Phytatech Labs. This report is an Phytatech Labs certification. The results relate only to the material or product analyzed. Test results are confidential unless explicitly waived otherwise. Void after 1 year from test end date. Cannabinoid content of batch material may vary depending on sampling error. IC=In-control QC parameter, NC=Non-controlled QC parameter, ND=Not Detected, NA=Not Analyzed, ppm=Parts Per Million, ppb=Parts Per Billion. Limit of Detection (LoD) and Limit Of Quantitation (LoQ) are terms used to describe the smallest concentration that can be reliably measured by an analytical procedure. RPD=Reproducibility of two measurements. Action Levels are State determined thresholds for human safety for consumption and/or inhalation. The result >99% are variable based on uncertainty of measurement (UM) for the analyte. The UM error is available from the lab upon request. The "Decision Rule" for the pass/fail does not include the UM. The limits are based on F.S. Rule 64-4.310.

**Stephen Goldman**  
 Lab Director  
 State License #  
 405R-00011 405-00008  
 ISO Accreditation # 4331.01

  
 Signature

11/09/2020  
 Signed On